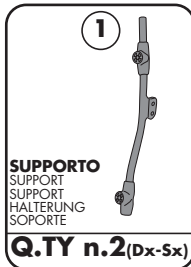


ATTACCHI SPECIFICI PER - SPECIFIC FITTING KIT FOR
 KIT DE MONTAGE SPECIFIQUE POUR - SPEZIFISCHER MONTAGEKIT FÜR
 ANCLAJE ESPECÍFICO PARA

HONDA SH300i 2011

ISTRUZIONI DI MONTAGGIO - MOUNTING INSTRUCTIONS
 INSTRUCTIONS DE MONTAGE - BAUANLEITUNG - INSTRUCCIONES DE MONTAJE



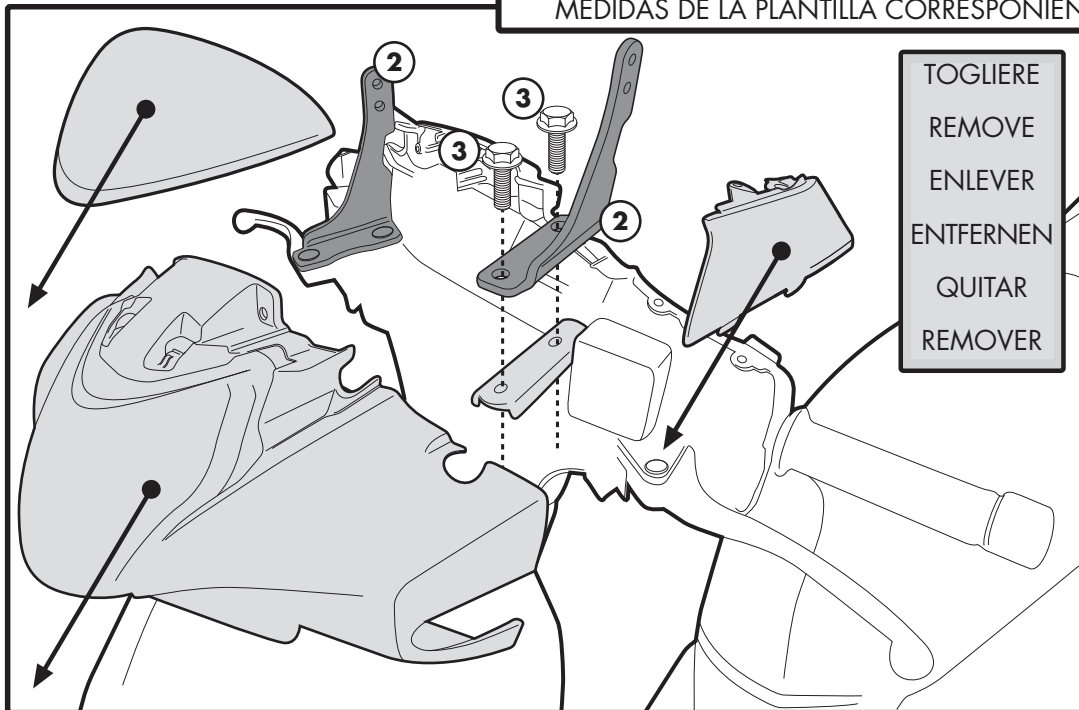
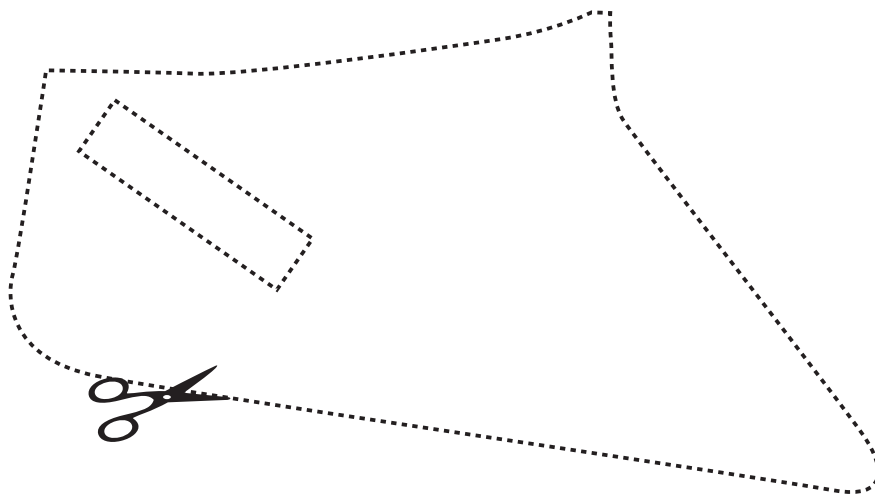
PRIMA DI FORARE VERIFICARE CHE LA DIMA
 CORRISPONDA ALLE MISURE INDICATE

BEFORE DRILLING HOLES CHECK THAT MEASURES ON
 TEMPLATE CORRESPOND

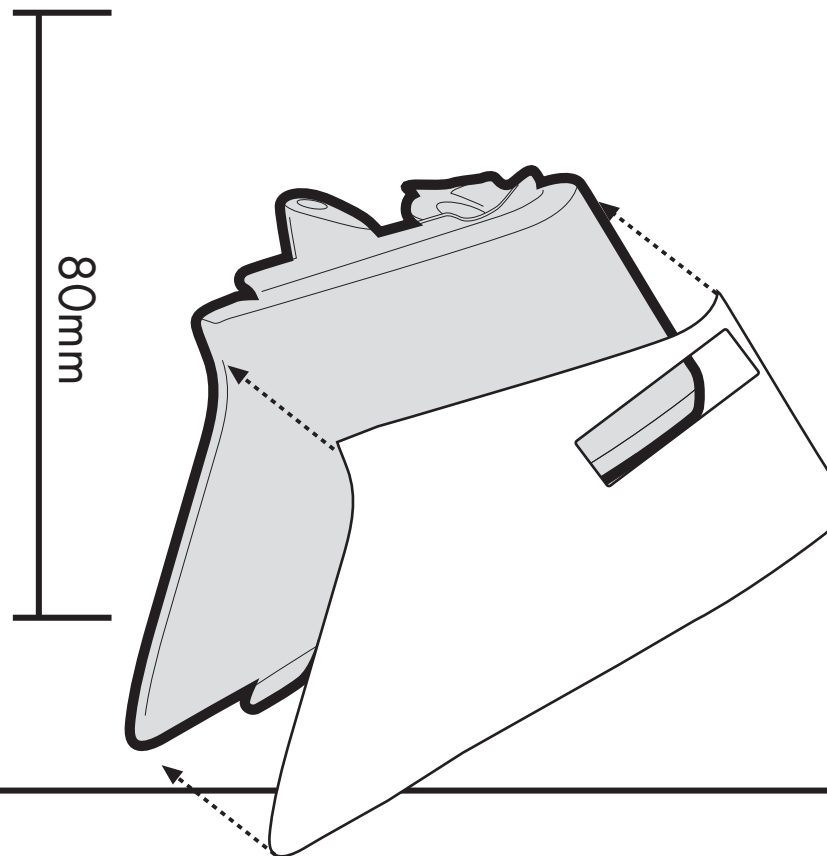
AVANT DE PERCER CONTROLER QUE LE GABARIT
 CORRESPOND AUX MESURES INDIQUEE

BEVOR DER KOFFERDECKEL DURCHBOHRT WIRD,
 PRÜFEN SIE DAß DIE SCHABLONE DEN GEGEBENEN
 ABMESSUNGEN ENTSPRICH

ANTES DE HACER LOS AGUJEROS COMPROBAR LAS
 MEDIDAS DE LA PLANTILLA CORRESPONIENTE



TOGLIERE
 REMOVE
 ENLEVER
 ENTFERNEN
 QUITAR
 REMOVER



ATTACCHI SPECIFICI PER - SPECIFIC FITTING KIT FOR
 KIT DE MONTAGE SPECIFIQUE POUR - SPEZIFISCHER MONTAGEKIT FÜR
 ANCLAJE ESPECIFICO PARA

HONDA SH300i 2011

ISTRUZIONI DI MONTAGGIO - MOUNTING INSTRUCTIONS
 INSTRUCTIONS DE MONTAGE - BAUANLEITUNG - INSTRUCCIONES DE MONTAJE

8



Z871N

BOCCOLA DI RITENZIONE VETRO
 PLASTIC BUSH
 DOUILLE PLASTIQUE
 BUCHSE PLASTIK
 CASQUILLO

Q.TY n.4

3



VITE TEF M8x16mm
 SCREW
 VIS
 SCHRAUBE
 TORNILLO

Q.TY n.4

4



VITE TEF M6x20mm
 SCREW
 VIS
 SCHRAUBE
 TORNILLO

Q.TY n.4

5



VITE TBEI M6x25mm
 SCREW
 VIS
 SCHRAUBE
 TORNILLO

Q.TY n.4

6



DADO A.B. M6
 FLANGIATO
 BOLT M6
 ECROU M6
 MUTTER M6
 TUERCA M6

Q.TY n.4

7



GOMMINO
 Z268
 FAIRLEADER
 CHAUMARD
 GUMMI
 GOMA

Q.TY n.4

